

## Head 26 — CENSUS AND STATISTICS DEPARTMENT

**Controlling officer:** the Commissioner for Census and Statistics will account for expenditure under this Head.

**Estimate 2025–26** ..... **\$924.8m**

**Establishment ceiling 2025–26** (notional annual mid-point salary value) representing an estimated 1 230 non-directorate posts as at 31 March 2025 reducing by six posts to 1 224 posts as at 31 March 2026..... **\$617.9m**

In addition, there will be an estimated seven directorate posts as at 31 March 2025 and as at 31 March 2026.

### Controlling Officer's Report

#### Programmes

- |   |  |
|---|--|
| <b>Programme (1) Trade Statistics</b>                                     | This programme contributes to Policy Area 6: Commerce and Industry (Secretary for Commerce and Economic Development) and Policy Area 27: Intra-Governmental Services (Secretary for Financial Services and the Treasury).                      |
| <b>Programme (2) Social Statistics</b>                                    | These programmes contribute to Policy Area 27: Intra-Governmental Services (Secretary for Financial Services and the Treasury).  |
| <b>Programme (3) National Accounts and Balance of Payments Statistics</b> |  |
| <b>Programme (4) General Statistical Services</b>                         |  |
| <b>Programme (5) Price/Industry/Service Statistics</b>                    | This programme contributes to Policy Area 17: Information Technology and Broadcasting (Secretary for Innovation, Technology and Industry) and Policy Area 27: Intra-Governmental Services (Secretary for Financial Services and the Treasury). |
| <b>Programme (6) Labour Statistics</b>                                    | This programme contributes to Policy Area 27: Intra-Governmental Services (Secretary for Financial Services and the Treasury).   |

#### Detail

##### Programme (1): Trade Statistics

	2023–24 (Actual)	2024–25 (Original)	2024–25 (Revised)	<b>2025–26 (Estimate)</b>
Financial provision (\$m)	190.2	210.2	192.7 (–8.3%)	<b>205.8</b> (+6.8%)
				(or –2.1% on 2024–25 Original)

#### *Aim*

**2** The aim is to process import/export declarations and cargo manifests, to safeguard the Government's revenue from import/export declaration charges, and to produce and analyse trade statistics.

#### *Brief Description*

- 3** The work involves:
- processing import/export declarations submitted by importers/exporters and cargo manifests submitted by carriers;
  - matching import/export declarations and cargo manifests to ensure full collection of import/export declaration charges;
  - designing commodity classification systems and compiling trade statistics;
  - conducting surveys to collect supplementary data on imports and exports, including cost of freight and insurance of imports and rates of margin of re-exports;
  - compiling port cargo statistics and container statistics;

## Head 26 — CENSUS AND STATISTICS DEPARTMENT

- conducting surveys to collect data on trade in services and offshore trade in goods; and
- compiling inward foreign affiliates statistics of Hong Kong.

4 The key performance measures are:

### *Targets*

	Target	2023 (Actual)	2024 (Actual)	2025 (Plan)
provision of statistics requiring simple action (working days) .....	0.5	0.2	0.2	<b>0.2</b>
provision of photocopies or softcopies containing detailed information upon receipt of a firm order (working days).....	2	2	2	<b>2</b>
assistance in completion of import/export declarations or cargo manifests				
simple enquiries by telephone or personal visit (minutes) .....	4	4	4	<b>4</b>
complex enquiries by telephone or personal visit (working days) .....	1	1	1	<b>1</b>
simple written enquiries (working days)¶.....	1	1	1	<b>1</b>
complex written enquiries (working days)‡ .....	3	—	—	<b>3</b>
time after reference period for release of monthly trade statistics (weeks) .....	4	4	4	<b>4</b>
time required for issuing notices for outstanding import/export declarations (months) .....	1.5	1.2	1.2	<b>1.2</b>

¶ Revised description of the previous target “written enquiries” as from 2025 to include only simple written enquiries.

‡ New target as from 2025. Written enquiries have been classified as “simple” and “complex” with effect from 1 January 2025.

### *Indicators*

	2023 (Actual)	2024 (Actual)	2025 (Estimate)
import/export declarations checked (million) .....	18.4	19.1	<b>19.1</b>
cargo manifests processed (million).....	4.9	5.4	<b>5.4</b>
statistical reports/publications produced .....	8	6#	<b>6#</b>
surveys conducted .....	6	4#	<b>4#</b>

# Two surveys and the related reports were discontinued starting from the statistical period of 2024 in view of decreasing demand of users and availability of similar data from other sources.

### *Matters Requiring Special Attention in 2025–26*

5 During 2025–26, the Department will continue to support the use of electronic submission services for import/export declarations and cargo manifests.

### **Programme (2): Social Statistics**

	2023–24 (Actual)	2024–25 (Original)	2024–25 (Revised)	2025–26 (Estimate)
Financial provision (\$m)	124.5	187.0	177.8 (–4.9%)	<b>232.4</b> (+30.7%)
				(or +24.3% on 2024–25 Original)

### *Aim*

6 The aim is to produce and analyse demographic, labour force and social statistics, and to maintain a register of quarters as a sampling frame for conducting household surveys.

## Head 26 — CENSUS AND STATISTICS DEPARTMENT

### *Brief Description*

- 7 The work involves:
- conducting population censuses at five-yearly intervals;
  - compiling vital statistics and population statistics and making population projections;
  - conducting a continuous General Household Survey with a core part to collect data on the labour force, employment, unemployment and underemployment and a supplementary part to collect data on a variety of social topics;
  - organising the Thematic Household Survey (THS) series to meet the statistical data requirements of bureaux and departments under a contracting-out mode; and
  - maintaining an up-to-date register of quarters.
- 8 The key performance measures are:

### *Targets*

	Target	2023 (Actual)	2024 (Actual)	2025 (Plan)
provision of statistics requiring simple action (working days) .....	1	1	1	1
provision of photocopies or softcopies containing detailed information upon receipt of a firm order (working days).....	4	4	4	4
time after reference period or time-point for release of half-yearly population statistics (months) .....	1.7	1.5	1.6	1.5
annual vital statistics (months).....	7.5	7.5	7.5	7.5
unemployment and underemployment statistics for three-month periods (days).....	18	18	18	18

### *Indicators*

	2023 (Actual)	2024 (Actual)	2025 (Estimate)
quarters records updated .....	157 000	159 000	215 000#
households enumerated¶ .....	81 000	84 000	93 000§
statistical systems maintained/enhanced/developed .....	10	10	10
statistical reports/publications producedφ .....	15λ	8	9
surveys conductedΨ .....	3	3	4^

# More quarters records will be updated arising from the special updating exercise for the 2026 Population Census (26C).

¶ Excluding households enumerated in surveys contracted out to private survey research firms.

§ Including households expected to be enumerated in the Small-scale Test Survey of the 26C.

φ The figures vary according to the requirements of bureaux and departments for conducting THS series as well as the scale and complexity of the surveys concerned.

λ Including statistical reports/publications on the 2021 Population Census results.

Ψ Including household surveys contracted out to private survey research firms.

^ Including the Small-scale Test Survey of the 26C.

### *Matters Requiring Special Attention in 2025–26*

9 The Department will conduct the 26C in the whole year of 2026 to obtain up-to-date benchmark information on the demographic and socio-economic characteristics of the Hong Kong population and on its geographical distribution. It involves a provision of \$100,700,000 in 2025–26, which mainly covers the temporary upgrading of civil service posts, engagement of contract staff, and payment of office rent.

## Head 26 — CENSUS AND STATISTICS DEPARTMENT

### Programme (3): National Accounts and Balance of Payments Statistics

	2023–24 (Actual)	2024–25 (Original)	2024–25 (Revised)	2025–26 (Estimate)
Financial provision (\$m)	101.9	105.5	104.2 (–1.2%)	<b>108.5</b> (+4.1%)
				(or +2.8% on 2024–25 Original)

#### *Aim*

**10** The aim is to produce and analyse Gross Domestic Product (GDP), Gross National Income (GNI), balance of payments (BoP) and related statistics in a timely and accurate manner, and to assist in the preparation of the Government’s forecasts of various economic aggregates.

#### *Brief Description*

**11** The work involves:

- compiling quarterly and annual GDP and GNI statistics based on international statistical standards recommended in the “System of National Accounts” of the United Nations;
- compiling quarterly and annual BoP, international investment position and external debt statistics in accordance with the standards stipulated in the “Balance of Payments and International Investment Position Manual” of the International Monetary Fund;
- conducting survey work for collecting data required for the compilation of annual external direct investment statistics as well as quarterly and annual GNI, BoP and related statistics; and
- providing data and professional support for performing econometric modelling related to the production of short-term and medium-term forecasts of economic aggregates.

**12** The key performance measures are:

#### *Targets*

	Target	2023 (Actual)	2024 (Actual)	2025 (Plan)
provision of statistics requiring simple action (working days) .....	1.0	0.4	0.4	<b>0.4</b>
time after reference period for release of various statistics (months)				
quarterly GDP by expenditure component .....	1.2	1.0	1.0	<b>1.0</b>
annual GDP by expenditure component .....	1.2	1.0	1.0	<b>1.1</b>
quarterly GDP by economic activity .....	3.0	2.6	2.6	<b>2.6</b>
annual GDP by economic activity .....	11	11	11	<b>11</b>
quarterly GNI .....	3.0	2.5	2.5	<b>2.5</b>
annual GNI .....	3.0	2.5	2.5	<b>2.5</b>
quarterly BoP statistics .....	3.0	2.7	2.7	<b>2.7</b>
annual BoP statistics .....	3.0	2.7	2.7	<b>2.7</b>
annual external direct investment statistics .....	12	12	12	<b>12</b>
quarterly statistics on international investment position .....	3.0	2.7	2.7	<b>2.7</b>
annual statistics on international investment position .....	3.0	2.7	2.7	<b>2.7</b>
quarterly external debt statistics .....	3.0	2.7	2.7	<b>2.7</b>
annual external debt statistics .....	3.0	2.7	2.7	<b>2.7</b>

## Head 26 — CENSUS AND STATISTICS DEPARTMENT

### Indicators

	2023 (Actual)	2024 (Actual)	2025 (Estimate)
statistical reports/publications produced.....	6	5#	5
surveys conducted.....	1	1	1

# The report on “Gross Domestic Product (Yearly)” is discontinued with effect from 2024. Up-to-date statistics of this report are presented in three other reports, namely “Gross Domestic Product by Expenditure Component”, “Gross Domestic Product by Economic Activity” and “Gross National Income and External Primary Income Flows”.

### Matters Requiring Special Attention in 2025–26

13 The Department will continue to enhance the methodology and compilation framework in respect of national accounts, BoP and related statistics to take account of the latest international standards and local economic developments.

### Programme (4): General Statistical Services

	2023–24 (Actual)	2024–25 (Original)	2024–25 (Revised)	2025–26 (Estimate)
Financial provision (\$m)	38.6	40.1	42.8 (+6.7%)	43.9 (+2.6%)
				(or +9.5% on 2024–25 Original)

### Aim

14 The aim is to provide statistical consultancy services and to maintain quality standards in statistical work.

### Brief Description

15 The work involves:

- providing professional assistance to bureaux and departments in statistical work;
- promoting statistical literacy and application of statistics in the community;
- co-ordinating statistical work to ensure data compatibility and maintain quality standards;
- publishing general digests of statistics;
- promoting and facilitating further improvement of statistical services under the Department’s e-government strategy, including continuous enhancement of the Department’s website;
- promoting the use of official statistics through dissemination in an open data approach;
- developing the overall information technology (IT) strategy of the Department, co-ordinating IT applications in statistical work and providing related business analysis and technical support; and
- promoting and facilitating the use of data analytics in statistical work.

16 The key performance measures are:

### Target

	Target	2023 (Actual)	2024 (Actual)	2025 (Plan)
provision of statistics requiring simple action (working days).....	1	1	1	1

### Indicators

	2023 (Actual)	2024 (Actual)	2025 (Estimate)
projects of bureaux and departments for which the Department has provided assistance.....	10	10	10
statistical reports/publications produced.....	5	5	5

## Head 26 — CENSUS AND STATISTICS DEPARTMENT

### *Matters Requiring Special Attention in 2025–26*

17 The need for objective, up-to-date and quality statistical information to facilitate policy planning in the Government as well as community understanding and discussion of public issues continues to increase. To meet this need, the Department will continue to upgrade the quality of statistical services in terms of timeliness, relevance and user serviceability. It will continue to co-ordinate statistical activities across government departments to ensure data compatibility and maintain quality standards.

18 The Department will continue to promote statistical literacy and applications of statistics in the community through such activities as organising public seminars and supporting competitions for students to facilitate correct interpretation and proper use of statistics.

19 The Department will continue to use IT and data analytics to enhance its statistical services.

### **Programme (5): Price/Industry/Service Statistics**

	2023–24 (Actual)	2024–25 (Original)	2024–25 (Revised)	<b>2025–26 (Estimate)</b>
Financial provision (\$m)	183.1	207.0	204.1 (–1.4%)	<b>216.4</b> (+6.0%)
				(or +4.5% on 2024–25 Original)

### *Aim*

20 The aim is to produce and analyse price, industry and service statistics.

### *Brief Description*

21 The work involves:

- compiling on a monthly basis Consumer Price Indices (CPIs) and index numbers relating to costs of labour and materials used in building and construction projects;
- conducting a Household Expenditure Survey (HES) at five-yearly intervals to collect up-to-date information on household expenditure pattern as important inputs for updating the expenditure weights of CPIs;
- conducting an annual economic survey covering all major industry sectors to collect detailed data in respect of the business performance and operating characteristics of these sectors;
- conducting monthly and quarterly economic surveys to collect data for compiling short-term indicators of the business performance of selected industry sectors;
- conducting an annual survey to collect both data and views of companies in Hong Kong with parent companies located outside Hong Kong;
- conducting an annual survey to collect data on innovation activities, including research and development, in the business sector; and
- conducting an ad hoc survey to collect data on IT usage and penetration in the business sector.

22 The key performance measures are:

### *Targets*

	Target	2023 (Actual)	2024 (Actual)	<b>2025 (Plan)</b>
provision of statistics requiring simple action (working days) .....	1	1	1	<b>1</b>
provision of photocopies or softcopies containing detailed information upon receipt of a firm order (working days).....	4	4	4	<b>4</b>
time after reference period for release of results of various surveys (months)				
Monthly Survey of Retail Sales .....	1.1	1.0	1.0	<b>1.0</b>
Quarterly Survey of Service Industries .....	2.4	2.3	2.3	<b>2.3</b>

## Head 26 — CENSUS AND STATISTICS DEPARTMENT

	Target	2023 (Actual)	2024 (Actual)	2025 (Plan)
Quarterly Survey of Restaurant Receipts and Purchases.....	1.2	1.1	1.1	1.1
Annual Survey of Economic Activities.....	11	11	11	11
time after reference period for release of CPIs (days) .....	22	21	21	21

### *Indicators*

	2023 (Actual)	2024 (Actual)	2025 (Estimate)
establishments enumerated.....	273 500	286 300	273 600
households enumerated .....	—	1 800 $\Psi$	5 600 $\Psi$
price quotations collected.....	647 500	697 700	658 500
statistical reports/publications produced .....	22	23 $\alpha$	22
surveys conducted .....	15 $\phi$	17 $\beta$	17 $\mu$

$\Psi$  Including the estimated number of households to be enumerated in the 2024–25 HES.

$\alpha$  Including the “Report on the Survey on Information Technology Usage and Penetration in the Business Sector”.

$\phi$  Including the Survey on Information Technology Usage and Penetration in the Business Sector for 2023.

$\beta$  Including the 2024–25 HES conducted at five-yearly intervals, the Annual Survey of Premises Owned and Occupied by Private Non-profit Bodies conducted biennially and the Monthly Survey on Payment Card and Stored Value Facility Schemes which was conducted starting from 2024.

$\mu$  Including the Survey on Information Technology Usage and Penetration in the Business Sector for 2025, the 2024–25 HES conducted at five-yearly intervals and the Monthly Survey on Payment Card and Stored Value Facility Schemes.

### *Matters Requiring Special Attention in 2025–26*

23 The Department will review the compilation framework of statistics relating to digital economy to meet the needs of data users.

### **Programme (6): Labour Statistics**

	2023–24 (Actual)	2024–25 (Original)	2024–25 (Revised)	2025–26 (Estimate)
Financial provision (\$m)	111.0	116.1	112.8 (–2.8%)	117.8 (+4.4%)
				(or +1.5% on 2024–25 Original)

### *Aim*

24 The aim is to produce and analyse statistics on employment, vacancies, wage, labour earnings and manpower requirements and to maintain a Central Register of Establishments (CRE) as a sampling frame for conducting establishment surveys.

### *Brief Description*

25 The work involves:

- compiling employment, vacancies, wage and labour earnings statistics;
- compiling statistics on manpower requirements and training needs; and
- maintaining the CRE.

## Head 26 — CENSUS AND STATISTICS DEPARTMENT

26 The key performance measures are:

### *Targets*

	Target	2023 (Actual)	2024 (Actual)	2025 (Plan)
provision of statistics requiring simple action (working days) .....	1	1	1	1
provision of photocopies or softcopies containing detailed information upon receipt of a firm order (working days).....	4	4	4	4
time after reference period for release of results of quarterly surveys (weeks) .....	13	13	13	13

### *Indicators*

	2023 (Actual)	2024 (Actual)	2025 (Estimate)
records of establishments updated .....	726 000	809 000 <sup>^</sup>	819 000 <sup>^</sup>
establishments enumerated.....	788 000	840 000 <sup>^</sup>	850 000 <sup>^</sup>
statistical reports/publications produced .....	4	4	4
surveys conducted .....	4	4	4

<sup>^</sup> The increases were mainly due to more applications for change in business registration particulars received from the Business Registration Office and more records of establishments updated as a result of the Special Updating Exercise conducted by the Department since October 2024 in preparation for the implementation of the new Hong Kong Standard Industrial Classification (HSIC). The numbers are expected to increase further in 2025 due to the continuation of the Special Updating Exercise.

### *Matters Requiring Special Attention in 2025–26*

- 27 The Department will continue to enhance the labour statistics compilation framework so that comprehensive, timely and reliable statistics can be made available to facilitate related policy reviews and formulation.
- 28 The Department will modify the HSIC, taking into account the changes in local economic structure and improvements brought about by the “International Standard Industrial Classification of All Economic Activities, Revision 5”, which was endorsed by the United Nations Statistical Commission in 2024. The new HSIC will be used by different establishment surveys of the Department progressively in the future.



## Head 26 — CENSUS AND STATISTICS DEPARTMENT

### ANALYSIS OF FINANCIAL PROVISION

Programme	2023–24 (Actual) (\$m)	2024–25 (Original) (\$m)	2024–25 (Revised) (\$m)	2025–26 (Estimate) (\$m)
(1) Trade Statistics.....	190.2	210.2	192.7	<b>205.8</b>
(2) Social Statistics.....	124.5	187.0	177.8	<b>232.4</b>
(3) National Accounts and Balance of Payments Statistics .....	101.9	105.5	104.2	<b>108.5</b>
(4) General Statistical Services .....	38.6	40.1	42.8	<b>43.9</b>
(5) Price/Industry/Service Statistics .....	183.1	207.0	204.1	<b>216.4</b>
(6) Labour Statistics .....	111.0	116.1	112.8	<b>117.8</b>
	749.3	865.9	834.4 (–3.6%)	<b>924.8</b> <b>(+10.8%)</b>
				<b>(or +6.8% on 2024–25 Original)</b>

#### Analysis of Financial and Staffing Provision

##### Programme (1)

Provision for 2025–26 is \$13.1 million (6.8%) higher than the revised estimate for 2024–25. This is mainly due to the increased salary provision for filling vacancies and staff changes, partly offset by the decreased operating expenses. There will be a decrease of three posts in 2025–26.

##### Programme (2)

Provision for 2025–26 is \$54.6 million (30.7%) higher than the revised estimate for 2024–25. This is mainly due to the additional provision for the operating expenses for conducting the 26C and the increased salary provision for filling vacancies and staff changes.

##### Programme (3)

Provision for 2025–26 is \$4.3 million (4.1%) higher than the revised estimate for 2024–25. This is mainly due to the increased salary provision for filling vacancies and staff changes, and the increased operating expenses. There will be a decrease of two posts in 2025–26.

##### Programme (4)

Provision for 2025–26 is \$1.1 million (2.6%) higher than the revised estimate for 2024–25. This is mainly due to the increased salary provision for filling vacancies and staff changes, and the increased operating expenses.

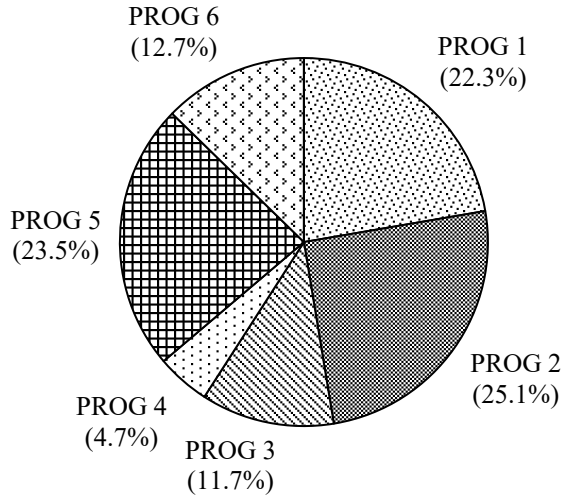
##### Programme (5)

Provision for 2025–26 is \$12.3 million (6.0%) higher than the revised estimate for 2024–25. This is mainly due to the additional provision for the operating expenses for conducting the 2024–25 HES, and the increased salary provision for filling vacancies and staff changes. There will be a net decrease of one post in 2025–26.

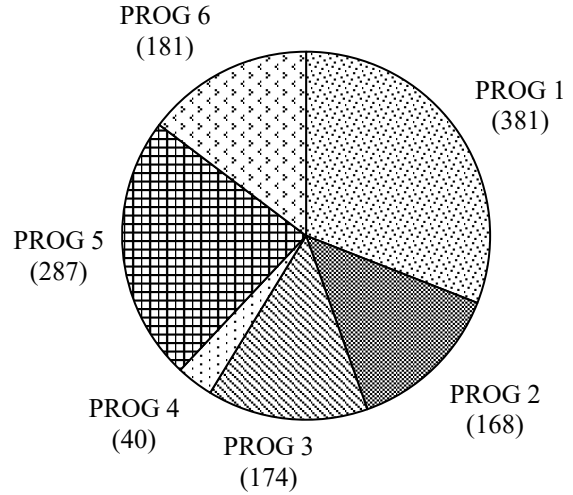
##### Programme (6)

Provision for 2025–26 is \$5.0 million (4.4%) higher than the revised estimate for 2024–25. This is mainly due to the increased salary provision for filling vacancies and staff changes, and the increased operating expenses.

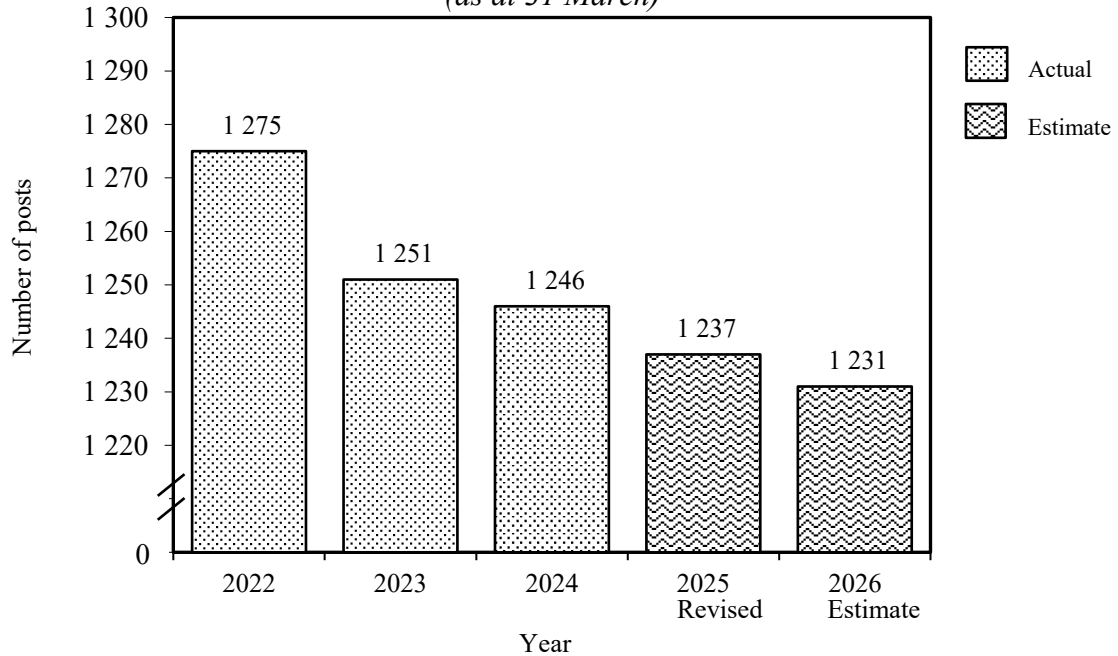
*Allocation of provision to programmes (2025-26)*



*Staff by programme (as at 31 March 2026)*



*Changes in the size of the establishment (as at 31 March)*



**Head 26 — CENSUS AND STATISTICS DEPARTMENT**

---

Sub-head (Code)	Actual expenditure 2023–24	Approved estimate 2024–25	Revised estimate 2024–25	<b>Estimate 2025–26</b>	
	\$'000	\$'000	\$'000	<b>\$'000</b>	
<b>Operating Account</b>					
Recurrent					
000	Operational expenses .....	748,754	865,389	834,103	<b>924,332</b>
	Total, Recurrent.....	748,754	865,389	834,103	<b>924,332</b>
	Total, Operating Account .....	748,754	865,389	834,103	<b>924,332</b>
<hr/>					
<b>Capital Account</b>					
Plant, Equipment and Works					
661	Minor plant, vehicles and equipment (block vote).....	579	500	340	<b>500</b>
	Total, Plant, Equipment and Works.....	579	500	340	<b>500</b>
	Total, Capital Account.....	579	500	340	<b>500</b>
<hr/>					
	Total Expenditure .....	749,333	865,889	834,443	<b>924,832</b>
		<u>749,333</u>	<u>865,889</u>	<u>834,443</u>	<u><b>924,832</b></u>

## Head 26 — CENSUS AND STATISTICS DEPARTMENT

### Details of Expenditure by Subhead

The estimate of the amount required in 2025–26 for the salaries and expenses of the Census and Statistics Department is \$924,832,000. This represents an increase of \$90,389,000 over the revised estimate for 2024–25 and \$175,499,000 over the actual expenditure in 2023–24.

#### *Operating Account*

#### Recurrent

**2** Provision of \$924,332,000 under *Subhead 000 Operational expenses* is for the salaries, allowances and other operating expenses of the Census and Statistics Department. The increase of \$90,229,000 (10.8%) over the revised estimate for 2024–25 is mainly due to the provision for conducting the 2026 Population Census and the 2024–25 Household Expenditure Survey, as well as the increased salary provision for filling vacancies and staff changes.

**3** The establishment as at 31 March 2025 will be 1 237 posts. It is expected that there will be a net decrease of six posts in 2025–26. Subject to certain conditions, the controlling officer may under delegated power create or delete non-directorate posts during 2025–26, but the notional annual mid-point salary value of all such posts must not exceed \$617,882,000.

**4** An analysis of the financial provision under *Subhead 000 Operational expenses* is as follows:

	2023–24 (Actual) (\$'000)	2024–25 (Original) (\$'000)	2024–25 (Revised) (\$'000)	<b>2025–26 (Estimate) (\$'000)</b>
Personal Emoluments				
- Salaries .....	596,357	642,225	620,300	<b>646,975</b>
- Allowances .....	5,524	6,650	8,726	<b>9,411</b>
- Job-related allowances.....	1	1	1	<b>1</b>
Personnel Related Expenses				
- Mandatory Provident Fund contribution .....	2,069	2,582	2,043	<b>2,400</b>
- Civil Service Provident Fund contribution .....	41,911	47,936	47,381	<b>53,797</b>
Departmental Expenses				
- General departmental expenses .....	102,657	165,758	155,417	<b>211,511</b>
Other Charges				
- Statistical Institute for Asia and the Pacific.....	235	237	235	<b>237</b>
	748,754	865,389	834,103	<b>924,332</b>