

## Head 26 — CENSUS AND STATISTICS DEPARTMENT

**Controlling officer:** the Commissioner for Census and Statistics will account for expenditure under this Head.

**Estimate 2005–06**..... **\$499.1m**

**Establishment ceiling 2005–06** (notional annual mid-point salary value) representing an estimated 1 279 non-directorate posts as at 31 March 2005 reducing by 17 posts to 1 262 posts as at 31 March 2006 ..... **\$326.2m**

In addition, there will be an estimated seven directorate posts as at 31 March 2005 and as at 31 March 2006.

### Controlling Officer's Report

#### Programmes

<b>Programme (1)a</b>	<b>Trade Statistics</b>	This programme contributes to Policy Area 6: Commerce and Industry (Secretary for Commerce, Industry and Technology).
<b>Programme (1)b</b>	<b>Trade Statistics</b>	These programmes contribute to Policy Area 27: Intra-Governmental Services (Secretary for Financial Services and the Treasury).
<b>Programme (2)</b>	<b>Social Statistics</b>	
<b>Programme (3)</b>	<b>National Accounts and Balance of Payments Statistics</b>	
<b>Programme (4)</b>	<b>General Statistical Services</b>	
<b>Programme (5)</b>	<b>Price/Industry/Service Statistics</b>	
<b>Programme (6)</b>	<b>Labour Statistics</b>	

#### Detail

##### Programme (1): Trade Statistics

	2003–04 (Actual)	2004–05 (Original)	2004–05 (Revised)	<b>2005–06 (Estimate)</b>
1(a) Financial provision (\$m)	115.4	124.8	120.7 (–3.3%)	<b>119.6</b> (–0.9%)
1(b) Financial provision (\$m)	32.8	32.7	27.6 (–15.6%)	<b>27.5</b> (–0.4%)
<b>Total</b>	148.2	157.5	148.3 (–5.8%)	<b>147.1</b> (–0.8%)

(or –6.6% on  
2004–05 Original)

#### *Aim*

2 The aim is to process trade declarations and cargo manifests, to safeguard the Government's revenue from import and export declaration charges and to produce and analyse trade statistics.

#### *Brief Description*

3 The work involves:

- processing trade declarations submitted by importers/exporters and cargo manifests submitted by carriers;
- matching trade declarations and cargo manifests to ensure full collection of import and export declaration charges;
- designing commodity classification systems and compiling trade statistics;
- conducting monthly surveys on trade related to outward processing in the Mainland;
- conducting surveys on re-export trade for estimating the rates of re-export margin;
- collecting data for adjusting import statistics to a free-on-board basis to facilitate compilation of national income and balance of payments statistics and international comparison of trade data; and
- compiling port cargo statistics and container statistics.

## Head 26 — CENSUS AND STATISTICS DEPARTMENT

4 All performance targets were achieved in 2004.

5 The key performance measures are:

### *Targets*

	Target	2003 (Actual)	2004 (Actual)	2005 (Plan)
provision of statistics requiring simple action (working days) .....	1	0.2	0.2	<b>0.2</b>
provision of photocopies or softcopies containing detailed information upon receipt of a firm order (working days)....	3	2	2	<b>2</b>
assistance in completion of trade declarations or cargo manifests simple enquiries by telephone or personal visit (minutes).....	6	4	4	<b>4</b>
complex enquiries by telephone or personal visit (working days).....	2	1	1	<b>1</b>
written enquiries (working days).....	3	1	1	<b>1</b>
time after reference period for release of monthly trade statistics (weeks).....	4	4	4	<b>4</b>

### *Indicators*

	2003 (Actual)	2004 (Actual)	2005 (Estimate)
trade declarations checked (millions) .....	17.2	18.3	<b>19.2</b>
cargo manifests processed (millions).....	7.8	8.7 <sup>^</sup>	<b>9.2<sup>^</sup></b>
statistical reports/publications produced.....	9	9	<b>9</b>
surveys conducted.....	3	3	<b>3</b>

<sup>^</sup> Since 2004, the coverage of cargo manifests processed has slightly expanded following the implementation of the electronic cargo manifests system (except road mode).

### *Matters Requiring Special Attention in 2005–06*

6 The computer system for the Government's backend processing of manifests will be implemented in 2005 and its functioning will be closely monitored with a view to achieving manpower savings in the Government as well as providing facilitation to relevant industries.

### **Programme (2): Social Statistics**

	2003–04 (Actual)	2004–05 (Original)	2004–05 (Revised)	2005–06 (Estimate)
Financial provision (\$m)	55.5	55.6	58.8 (+5.8%)	<b>77.5</b> (+31.8%)
				(or +39.4% on 2004–05 Original)

### *Aim*

7 The aim is to produce and analyse demographic, labour force and social statistics and to maintain a register of quarters as a sampling frame for conducting household surveys.

### *Brief Description*

8 The work involves:

- conducting population censuses/by-censuses at five-yearly intervals;
- compiling vital statistics and population statistics and making population projections;
- conducting a continuous General Household Survey with a core part to collect data on the labour force, employment, unemployment and underemployment and a supplementary part to collect data on a variety of social topics;

## Head 26 — CENSUS AND STATISTICS DEPARTMENT

- organising the Thematic Household Survey (THS) series to meet the statistical data requirements of bureaux and departments under a contracting-out mode; and
- maintaining an up-to-date register of quarters.

9 In 2004, all performance targets were achieved.

10 The key performance measures are:

### *Targets*

	Target	2003 (Actual)	2004 (Actual)	2005 (Plan)
provision of statistics requiring simple action (working days) .....	1	1	1	1
provision of photocopies or softcopies containing detailed information upon receipt of a firm order (working days)....	5	4	4	4
time after reference period or time-point for release of				
half-yearly population statistics (months).....	2	1.6	1.6	1.6
annual vital statistics (months).....	7.5	7.5	7.5	7.5
unemployment and underemployment statistics for three-month periods (days).....	18	18	18	19§

§ The target of 18 days cannot be met in 2005 as the release dates for a few months will be delayed by the loss of working days arising from the timing of weekends and public holidays.

### *Indicators*

	2003 (Actual)	2004 (Actual)	2005 (Estimate)
quarters records updated.....	139 000	147 000	151 000 <sup>^</sup>
households enumerated <sup>Δ</sup> .....	88 000	86 000	88 000
statistical systems maintained/enhanced/developed.....	10	10	10
statistical reports/publications produced.....	16	14	14
surveys conducted <sup>#</sup> .....	2	2	3 <sup>φ</sup>

<sup>^</sup> The increase in 2005 is due to the conduct of a special updating exercise of the Register of Segments for the preparation of the 2006 Population By-census (06BC).

<sup>Δ</sup> Excluding households enumerated in the THS series contracted out to private survey research firms.

<sup>#</sup> Including the THS series contracted out to private survey research firms.

<sup>φ</sup> Including the Pilot Survey of the 06BC.

### *Matters Requiring Special Attention in 2005–06*

11 Planning for the 06BC is under way. The Pilot Survey of the 06BC will be conducted in 2005.

### **Programme (3): National Accounts and Balance of Payments Statistics**

	2003–04 (Actual)	2004–05 (Original)	2004–05 (Revised)	2005–06 (Estimate)
Financial provision (\$m)	83.7	79.3	71.5 (–9.8%)	68.7 (–3.9%)
				(or –13.4% on 2004–05 Original)

## Head 26 — CENSUS AND STATISTICS DEPARTMENT

### *Aim*

12 The aim is to produce and analyse Gross Domestic Product (GDP), Gross National Product (GNP) and Balance of Payments (BoP) and related statistics in a timely and accurate manner; and to assist in the preparation of Government's forecasts of various economic aggregates.

### *Brief Description*

13 The work involves:

- compiling quarterly and annual GDP and GNP statistics based on international statistical standards recommended in "A System of National Accounts" of the United Nations;
- compiling quarterly and annual BoP and external debt statistics and annual statistics on international investment position in accordance with the standard stipulated in "The Fifth Edition of the Balance of Payments Manual" of the International Monetary Fund (IMF);
- conducting survey work for collecting data required for the compilation of annual external direct investment statistics and annual and quarterly GNP and BoP statistics; and
- performing econometric modeling related to the production of short-term and medium-term forecasts of economic aggregates.

14 In 2004, all performance targets were achieved.

15 The key performance measures are:

### *Targets*

	Target	2003 (Actual)	2004 (Actual)	2005 (Plan)
provision of statistics requiring simple action (working days) .....	1	0.4	0.4	<b>0.4</b>
time after reference period for release of various statistics (months)				
quarterly GDP by expenditure component .....	2.5	2.0	2.0	<b>2.0</b>
annual GDP by expenditure component .....	2.5	2.0	2.0	<b>2.0</b>
quarterly GDP by economic activity ..	3	2.9	2.9	<b>2.9</b>
annual GDP by economic activity .....	12	11	11	<b>11</b>
quarterly GNP .....	3	2.6	2.6	<b>2.6</b>
annual GNP .....	3	2.6	2.6	<b>2.6</b>
quarterly BoP statistics .....	3	3.0	3.0	<b>3.0</b>
annual BoP statistics .....	3	3.0	3.0	<b>3.0</b>
annual external direct investment statistics .....	15	12	12	<b>12</b>
annual statistics on international investment position .....	6	5.7	5.6	<b>5.5</b>
quarterly external debt statistics .....	3	3.0	3.0	<b>3.0</b>
annual external debt statistics .....	3	3.0	3.0	<b>3.0</b>

### *Indicators*

	2003 (Actual)	2004 (Actual)	2005 (Estimate)
statistical reports/publications produced .....	4	4	<b>4</b>
surveys conducted .....	1	1	<b>1</b>

### *Matters Requiring Special Attention in 2005–06*

16 The Department will continue to enhance the methodology and compilation framework in respect of national accounts and BoP statistics in line with latest international standards.

## Head 26 — CENSUS AND STATISTICS DEPARTMENT

### Programme (4): General Statistical Services

	2003–04 (Actual)	2004–05 (Original)	2004–05 (Revised)	<b>2005–06 (Estimate)</b>
Financial provision (\$m)	22.6	23.8	21.5 (–9.7%)	<b>21.8</b> (+1.4%)
				(or –8.4% on 2004–05 Original)

#### *Aim*

17 The aim is to provide statistical consultancy services and to maintain quality standards in statistical work.

#### *Brief Description*

18 The work involves:

- providing professional assistance to bureaux and departments in statistical work and promoting statistical literacy and application of statistics in the community;
- co-ordinating statistical work to ensure data compatibility and maintain quality standards;
- publishing general digests of statistics;
- promoting and facilitating further improvement of statistical services under the Department's e-government strategy, including continuous enhancement of the Department's website and the online statistical bookstore;
- promoting the re-dissemination of official statistics through data agencies and information providers in the private sector; and
- co-ordinating and providing technical support for information technology (IT) applications in statistical work.

19 In 2004, statistical services provided to bureaux and departments were generally maintained.

20 The key performance measures are:

#### *Target*

	Target	2003 (Actual)	2004 (Actual)	<b>2005 (Plan)</b>
provision of statistics requiring simple action (working days) .....	1	1	1	<b>1</b>

#### *Indicators*

	2003 (Actual)	2004 (Actual)	<b>2005 (Estimate)</b>
projects of bureaux and departments for which the Department has provided assistance.....	14	14	<b>14</b>
statistical reports/publications produced.....	6	5	<b>6</b>

#### *Matters Requiring Special Attention in 2005–06*

21 The need for objective, up-to-date and quality statistical information to facilitate policy planning in the Government and understanding and discussion of public issues by the community continues to increase. To address this need, the Department will continue to upgrade the quality of statistical services in respect of timeliness, relevance and user serviceability to ensure that the services are oriented to the needs of users. It will continue to give attention to co-ordinating statistical activities across government departments to ensure data compatibility and maintain quality standards.

22 In view of the ever-increasing use of statistics in the society, the Department will continue to promote statistical literacy and application of statistics in the community to facilitate correct interpretation and proper use of statistical information.

23 In line with the global trend, the Department will continue to use modern technologies in the collection of data and dissemination of statistical information to enhance efficiency. A website revamp exercise is being undertaken with a view to enriching the information contents, enhancing navigation and search features, and providing new value-added services (e.g. subscription to e-mail notification of latest statistical information). It is expected that the revamped website will be launched by end 2005. Efforts are also being made to encourage more data users to purchase statistical publications and survey respondents to submit survey questionnaires through electronic means.

## Head 26 — CENSUS AND STATISTICS DEPARTMENT

24 The Department has been making extensive collaboration with data agencies and information providers in the private sector in incorporating official statistics about Hong Kong in their information products and applications (including GIS (Geographic Information System)-mapping, economic and financial data products, etc.). Continuous efforts are being made in this direction to further promote the use of official statistics in the community by expanding the channels of data dissemination.

### Programme (5): Price/Industry/Service Statistics

	2003–04 (Actual)	2004–05 (Original)	2004–05 (Revised)	2005–06 (Estimate)
Financial provision (\$m)	126.6	124.6	124.1 (-0.4%)	123.4 (-0.6%)
				(or -1.0% on 2004–05 Original)

### Aim

25 The aim is to produce and analyse price, industry and service statistics.

### Brief Description

26 The work involves:

- compiling on a monthly basis consumer price indices (CPIs), index numbers relating to costs of labour and materials used in building and construction projects, and import and export specification price indices;
- conducting a household expenditure survey on a quinquennial basis to collect up-to-date information on household expenditure pattern for rebasing the CPIs;
- conducting a programme of annual economic surveys covering all major economic sectors to collect detailed structural data;
- conducting monthly and quarterly surveys to collect data for compiling short-term indicators of the performance of selected economic sectors;
- conducting an annual survey to collect data on trade in services;
- conducting an annual survey of regional offices representing overseas companies in Hong Kong to collect both data and opinions;
- conducting an annual survey to collect data on IT usage and penetration in the business sector; and
- conducting an annual survey to collect data on research and development and innovation activities in the business sector.

27 In 2004, the Department:

- expedited the press release date of the results of the 2003 annual economic surveys by about three weeks;
- published producer price indices for more selected service industries;
- started to collect views on the advantages and disadvantages of Hong Kong as a location for setting up local offices from companies that are local offices in Hong Kong through the Annual Survey of Regional Offices Representing Overseas Companies in Hong Kong;
- expedited the release of the Quarterly Business Tendency Survey results by two to five working days and started to include the survey on the Dissemination Standards Bulletin Board of the IMF;
- compiled and published more statistics on trade in services relating to offshore trade;
- published some newly available science and technology statistics;
- launched the 2004–05 Household Expenditure Survey (HES); and
- commenced to collect price data for the International Comparison Program (ICP).

28 In 2004, all performance targets were achieved.

29 The key performance measures are:

## Head 26 — CENSUS AND STATISTICS DEPARTMENT

### *Targets*

	Target	2003 (Actual)	2004 (Actual)	2005 (Plan)
provision of statistics requiring simple action (working days) .....	1	1	1	1
provision of photocopies or softcopies containing detailed information upon receipt of a firm order (working days)....	4	4	4	4
time after reference period for release of results of various surveys (months)				
Monthly Survey of Retail Sales.....	1.2	1.2	1.2	1.2
Quarterly Survey of Industrial Production .....	2.9	2.6	2.6	2.6
Quarterly Survey of Restaurant Receipts and Purchases.....	1.5 $\phi$	1.5	1.5	1.5
Annual Survey of Industrial Production .....	12	11.6	11.1	11.1
Annual Survey of Wholesale, Retail and Import and Export Trades, Restaurants and Hotels .....	12	11.7	11.1	11.1
time after reference period for release of CPIs (days) .....	24	22	22	22

$\phi$  The targeted time will be shortened from 1.9 months to 1.5 months as from 2005 to reflect improved efficiency through streamlined work procedures.

### *Indicators*

	2003 (Actual)	2004 (Actual)	2005 (Estimate)
establishments enumerated .....	270 000	264 000	251 000 $\S$
households enumerated.....	— <sup>^</sup>	1 750 <sup>^</sup>	4 500
price quotations collected .....	711 000	634 000 <sup>#</sup>	620 000 <sup>#</sup>
statistical reports/publications produced.....	22	21	21
surveys conducted.....	33	35	33

$\S$  The decrease is mainly due to the reduction in sample size of the programme of annual economic surveys.

<sup>^</sup> The HES commenced in October 2004.

<sup>#</sup> The decrease is mainly due to the reduction in sample size for the Monthly Retail Price Survey and the Monthly Import/Export Price Survey.

### *Matters Requiring Special Attention in 2005–06*

30 During 2005–06, the Department will:

- complete the 2004–05 HES and analyse the results for updating the weights of the CPIs;
- collect detailed price data for various goods and services and provide them to the Asian Development Bank for the compilation of purchasing power parities in connection with the ICP;
- compile more science and technology statistics;
- collate statistics to measure Hong Kong as a knowledge-based economy;
- compile more statistics on asset management; and
- improve the sample design of the Quarterly Business Tendency Survey with a view to enhancing its capability in predicting quarter-to-quarter changes in GDP.

### **Programme (6): Labour Statistics**

	2003–04 (Actual)	2004–05 (Original)	2004–05 (Revised)	2005–06 (Estimate)
Financial provision (\$m)	64.5	62.5	60.0 (–4.0%)	60.6 (+1.0%)

(or –3.0% on  
2004–05 Original)

## Head 26 — CENSUS AND STATISTICS DEPARTMENT

---

### *Aim*

**31** The aim is to produce and analyse statistics on employment, vacancies, wage and manpower requirements and to maintain a Central Register of Establishments as a sampling frame for conducting establishment surveys.

### *Brief Description*

**32** The work involves:

- compiling employment, vacancies and wage statistics;
- compiling statistics on manpower requirements and training needs; and
- maintaining a Central Register of Establishments.

**33** In 2004, all performance targets were achieved.

**34** The key performance measures are:

#### *Targets*

	Target	2003 (Actual)	2004 (Actual)	<b>2005 (Plan)</b>
provision of statistics requiring simple action (working days) .....	1	1	1	<b>1</b>
provision of photocopies or softcopies containing detailed information upon receipt of a firm order (working days)....	5	5	5	<b>5</b>
time after reference period for release of results of quarterly surveys (weeks).....	13	13	13	<b>13</b>

#### *Indicators*

	2003 (Actual)	2004 (Actual)	<b>2005 (Estimate)</b>
records of establishments updated .....	416 000	404 000	<b>404 000</b>
establishments enumerated .....	661 000	684 000	<b>687 000</b>
statistical reports/publications produced.....	9	8	<b>8</b>
surveys conducted.....	5	4	<b>4</b>

### *Matters Requiring Special Attention in 2005–06*

**35** For greater cost-effectiveness, the Department will reduce the sample size of the “Quarterly Survey of Employment and Vacancies” from 55 000 to 32 000 starting from 2006, while ensuring the representativeness of the statistics at aggregate levels. In addition, detailed statistics for important industries and industries of growing significance will continue to be compiled for relevant users.



## Head 26 — CENSUS AND STATISTICS DEPARTMENT

### ANALYSIS OF FINANCIAL PROVISION

Programme	2003–04 (Actual) (\$m)	2004–05 (Original) (\$m)	2004–05 (Revised) (\$m)	2005–06 (Estimate) (\$m)
(1) Trade Statistics.....	148.2	157.5	148.3	147.1
(2) Social Statistics.....	55.5	55.6	58.8	77.5
(3) National Accounts and Balance of Payments Statistics.....	83.7	79.3	71.5	68.7
(4) General Statistical Services.....	22.6	23.8	21.5	21.8
(5) Price/Industry/Service Statistics.....	126.6	124.6	124.1	123.4
(6) Labour Statistics.....	64.5	62.5	60.0	60.6
	501.1	503.3	484.2 (–3.8%)	499.1 (+3.1%)
				(or –0.8% on 2004–05 Original)

#### Analysis of Financial and Staffing Provision

##### Programme (1)

Provision for 2005–06 is \$1.2 million (0.8%) lower than the revised estimate for 2004–05. This is mainly due to the deletion of 18 posts and full-year effect of the 2005 civil service pay cut, partly offset by the increased salary provision arising from staff changes and provision for operating the computer system for the Government's backend processing of manifests.

##### Programme (2)

Provision for 2005–06 is \$18.7 million (31.8%) higher than the revised estimate for 2004–05. This is mainly due to the net creation of ten posts, additional provision for the preparation of the 06BC and increased salary provision arising from staff changes, partly offset by the full-year effect of the 2005 civil service pay cut.

##### Programme (3)

Provision for 2005–06 is \$2.8 million (3.9%) lower than the revised estimate for 2004–05. This is mainly due to the deletion of one post, reduced salary provision arising from staff changes and full-year effect of the 2005 civil service pay cut.

##### Programme (4)

Provision for 2005–06 is \$0.3 million (1.4%) higher than the revised estimate for 2004–05. This is mainly due to the increased salary provision arising from staff changes, partly offset by the full-year effect of the 2005 civil service pay cut.

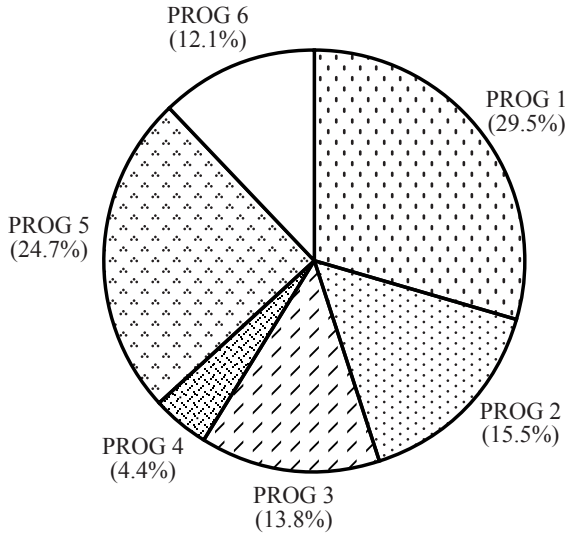
##### Programme (5)

Provision for 2005–06 is \$0.7 million (0.6%) lower than the revised estimate for 2004–05. This is mainly due to the deletion of eight posts and full-year effect of the 2005 civil service pay cut, partly offset by the increased salary provision arising from staff changes and additional provision for the 2004–05 HES.

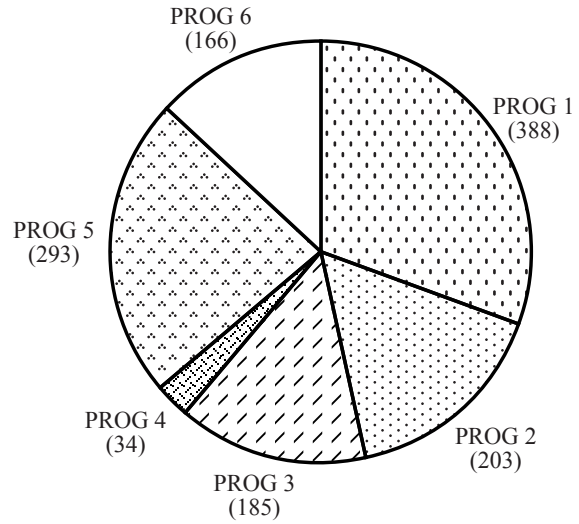
##### Programme (6)

Provision for 2005–06 is \$0.6 million (1.0%) higher than the revised estimate for 2004–05. This is mainly due to the increased salary provision arising from staff changes, partly offset by the full-year effect of the 2005 civil service pay cut.

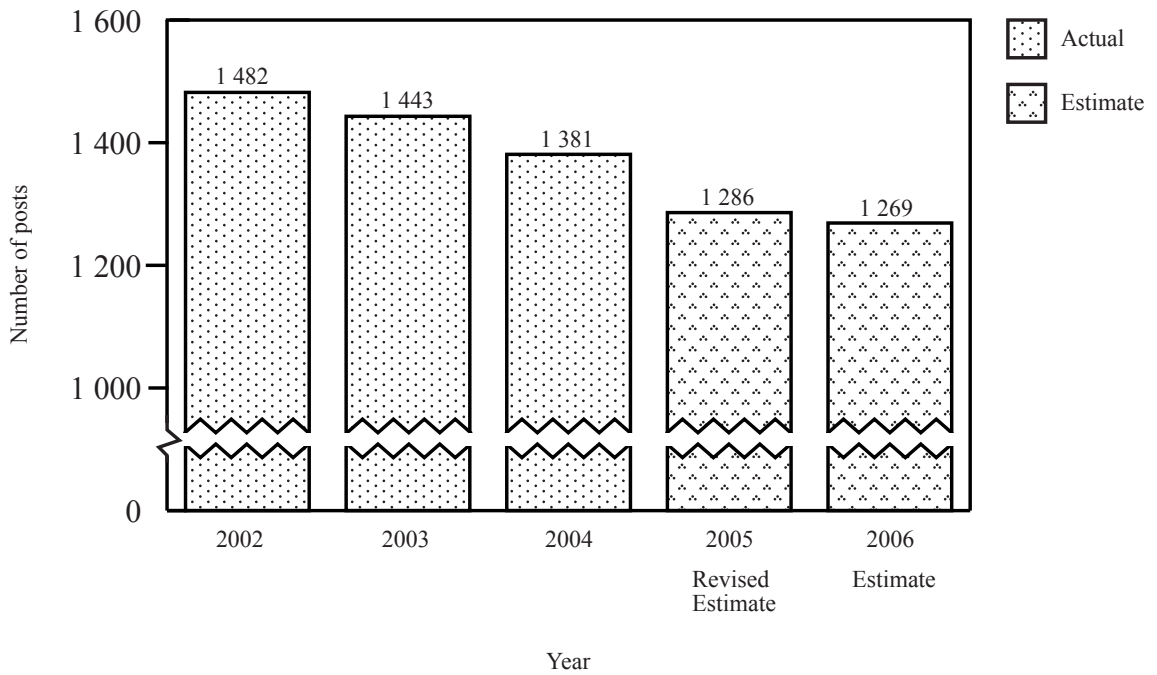
*Allocation of provision to programmes (2005-06)*



*Staff by programme (as at 31 March 2006)*



*Changes in the size of the establishment (as at 31 March)*



**Head 26 — CENSUS AND STATISTICS DEPARTMENT**

Sub-head (Code)	Actual expenditure 2003-04	Approved estimate 2004-05	Revised estimate 2004-05	<b>Estimate 2005-06</b>	
	\$'000	\$'000	\$'000	<b>\$'000</b>	
<b>Operating Account</b>					
Recurrent					
000	Operational expenses .....	500,758	503,196	484,121	<b>499,035</b>
	Total, Recurrent .....	<u>500,758</u>	<u>503,196</u>	<u>484,121</u>	<b><u>499,035</u></b>
Non-Recurrent					
	General non-recurrent .....	80	—	—	—
	Total, Non-Recurrent .....	<u>80</u>	<u>—</u>	<u>—</u>	<u>—</u>
	Total, Operating Account .....	500,838	503,196	484,121	<b>499,035</b>
<b>Capital Account</b>					
Plant, Equipment and Works					
661	Minor plant, vehicles and equipment (block vote) .....	241	110	110	<b>43</b>
	Total, Plant, Equipment and Works .....	<u>241</u>	<u>110</u>	<u>110</u>	<b><u>43</u></b>
	Total, Capital Account .....	241	110	110	<b>43</b>
	Total Expenditure .....	<u><u>501,079</u></u>	<u><u>503,306</u></u>	<u><u>484,231</u></u>	<b><u><u>499,078</u></u></b>

## Head 26 — CENSUS AND STATISTICS DEPARTMENT

### Details of Expenditure by Subhead

The estimate of the amount required in 2005–06 for the salaries and expenses of the Census and Statistics Department is \$499,078,000. This represents an increase of \$14,847,000 over the revised estimate for 2004–05 and a decrease of \$2,001,000 against actual expenditure in 2003–04.

#### *Operating Account*

##### Recurrent

**2** Provision of \$499,035,000 under *Subhead 000 Operational expenses* is for the salaries, allowances and other operating expenses of the Census and Statistics Department.

**3** The establishment as at 31 March 2005 will be 1 286 permanent posts. It is expected that there will be a net deletion of 17 permanent posts in 2005–06. Subject to certain conditions, the controlling officer may under delegated power create or delete non-directorate posts during 2005–06, but the notional annual mid-point salary value of all such posts must not exceed \$326,174,000.

**4** An analysis of the financial provision under *Subhead 000 Operational expenses* is as follows:

	2003–04 (Actual) (\$'000)	2004–05 (Original) (\$'000)	2004–05 (Revised) (\$'000)	2005–06 (Estimate) (\$'000)
Personal Emoluments				
- Salaries .....	458,701	444,385	425,809	427,480
- Allowances .....	3,697	3,034	3,034	3,034
- Job-related allowances .....	—	4	2	4
Personnel Related Expenses				
- Mandatory Provident Fund contribution .....	208	305	305	305
Departmental Expenses				
- General departmental expenses .....	37,919	55,234	54,737	67,978
Other Charges				
- Statistical Institute for Asia and the Pacific# .....	233	234	234	234
	500,758	503,196	484,121	499,035

# Prior to 2005–06, expenses under this item were classified as “Subventions”. Starting from 2005–06, the provision for this item will be re-classified as “Other Charges” to align with the classification for similar items involving payment of membership fees/subscriptions or miscellaneous contributions.

#### *Capital Account*

##### Plant, Equipment and Works

**5** Provision of \$43,000 under *Subhead 661 Minor plant, vehicles and equipment (block vote)* represents a decrease of \$67,000 (60.9%) against the revised estimate for 2004–05. This is mainly due to the reduced requirement for procurement of equipment.